


DEEP COMMERCIALS LIMITED
CIN: L65922WB1990PLC051428

Date: 21/10/2019

To,
The Secretary,
The Calcutta Stock Exchange Limited
7, Lyons Range,
Kolkata - 700001



Dear Sir,


Re : CSE Scrip Code: 14335
Sub: Shareholding pattern under Regulation 31 of SEBI (Listing Obligations And Disclosure Requirements) Regulations, 2015 for Quarter ended 30th September, 2019

With reference to above caption subject, we hereby enclose the Shareholding pattern of the Company for the quarter ended 30th September, 2019 as per Regulation 31 of the SEBI (Listing Obligations And Disclosure Requirements) Regulations, 2015.


Kindly take the above in your record.

Yours faithfully,

For **DEEP COMMERCIALS LIMITED**



Managing Director
DIN: 00027225



Enclosure: a/a

Format of Holding of Specified securities

1. Name of Listed Entity: **DEEP COMMERCIALS LIMITED**
2. a. Scrip Code: 14335
b. Name of Scrip:
c. Class of Security: EQUITY SHARES
3. Share Holding Pattern Filed under: Reg. 31(1)(a)/Reg.31(1)(b)/Reg.31(1)(c) 31(1)(b)
a. if under 31(1)(b) then indicate the report for quarter ending 30.09.2019
b. if under 31(1)(c) then indicate date of allotment/extinguishment
4. Declaration : The Listed entity is required to submit the following declaration to the extent of submission of information:

	Particulars	YES*	NO*
a	Whether the Listed Entity has issued any partly paid up shares		NO
b	Whether the Listed Entity has issued any Convertible Securities or Warrants?		NO
c	Whether the Listed Entity has any shares against which depository receipts are issued?		NO
d	Whethere the Listed Entity has any shares in locked-in?		NO
e	Whethere any shares held by promoters are pledge or otherwise encumbered?		NO

*if the Listed Entity selects the option 'NO' for the questions above, the columns for the partly paid up shares, Outstanding Convertible Securities/Warrants, depository receipts, locked-in shares, No of shares pledged or otherwise encumbered by promoters, as applicable, shall not be displayed at the time of dissemination on the Stock Exchange website. Also wherever there is 'No' declared by Listed entity in above table the values will be considered as 'Zero' by default on submission of the format of holding of specified securities.

5. The tabular format for disclosure of holding of specified securities is as follows:




Table I - Summary Statement holding of specified securities

Category	Category of Shareholder	No of Shareholders	No of fully paid up equity shares held	No of Partly paid-up equity shares	No of Shares Underlying Deposits	Total No of Shares Held	Shareholding as a % of total no of shares	Number of Voting Rights held in each class of securities			No of Shares Underlying Outstanding convertible securities	Shareholding as a % assuming full conversion of convertible Securities (as a percentage of diluted share capital)	Number of Locked in Shares		Number of Shares pledged or otherwise encumbered		Number of equity shares held in dematerialized form	
								No of Voting Rights		Total as a % of {A+B+C}			No.	As a % of total Shares	No.	As a % of total Shares held		
								Class EQUITY	Class Y	Total								
(I)	(II)	(III)	(IV)	(V)	(VI)	(VII)	(VIII)	(IX)			(X)	(XI)	(XII)		(XIII)	(XIV)		
(A)	Promoter & Promoter Group	19	654965	0	0	654965	52.60	654965	0	654965	52.60	0	52.60	0	0.00	0	0.00	0
(B)	Public	92	590265	0	0	590265	47.40	590265	0	590265	47.40	0	47.40	0	0.00	NA	NA	0
(C)	Non Promoter-Non Public																	
(C1)	Shares underlying DRs	0	0	0	0	0		0	0	0	0.00	0		0	0.00	NA	NA	0
(C2)	Shares held by Employees Trusts	0	0	0	0	0	0.00	0	0	0	0.00	0	0.00	0	0.00	NA	NA	0
	Total:	111	1245230	0	0	1245230	100.00	1245230	0	1245230	100.00	0	100.00	0	0.00			0




Table II - Statement showing shareholding pattern of the Promoter and Promoter Group

Category	Category & Name of the Shareholder	PAN	No of Shareholders	No of fully paid up equity shares held	No of Partly paid-up equity shares held	No of Shares Underlying Depository Receipts	Total No of Shares Held (IV+V+VI)	Shareholding as a % of total no of shares (A+B+C2)	Number of Voting Rights held in each class of securities			No of Shares Underlying Outstanding convertible securities (including Warrants)	Shareholding as a % assuming full conversion of convertible securities (as a percentage of diluted share capital)	Number of Locked in Shares		Number of Shares pledged or otherwise encumbered		Number of equity shares held in dematerialized form	
									No of Voting Rights					Total as a % of	No.	As a % of total Shares	No.		As a % of total
									Class Equity	Class Y	Total								
	(i)	(ii)	(iii)	(iv)	(v)	(vi)	(vii)	(viii)	(ix)	(x)	(xi)	(xii)	(xiii)	(xiv)	(xv)				
(1)	Indian																		
(a)	Individuals/Hindu undivided Family																		
	SARITA CHOUDHURY		1	200	0	0	200	0.02	200	0	200	0.02	0	0.00	0	0.00	0	0.00	
	DEEPAK CHOUDHURY		1	45390	0	0	45390	3.65	45390	0	45390	3.65	0	0.00	0	0.00	0	0.00	
	NIRMALA CHHACHHARIA		1	200	0	0	200	0.02	200	0	200	0.02	0	0.00	0	0.00	0	0.00	
	RAMKISHORE CHOUDHURY		1	70385	0	0	70385	5.65	70385	0	70385	5.65	0	0.00	0	0.00	0	0.00	
	K.K CHHACHHARIA		1	100	0	0	100	0.01	100	0	100	0.01	0	0.00	0	0.00	0	0.00	
	KUNTI CHOUDHURY		1	200	0	0	200	0.02	200	0	200	0.02	0	0.00	0	0.00	0	0.00	
	DEEPAK CHOUDHURY-TRUSTEE NIDHI FOUNDATION		1	100															
	RAMKISHORE CHOUDHURY-TRUSTEE TANVI FOUNDATION		1	905															
(b)	Central Government/State Government(s)		0	0	0	0	0	0.00	0	0	0	0.00	0	0.00	0	0.00	0	0.00	
(c)	Financial Institutions/Banks		0	0	0	0	0	0.00	0	0	0	0.00	0	0.00	0	0.00	0	0.00	
(d)	Any Other (Body Corporate)		0	0	0	0	0	0.00	0	0	0	0.00	0	0.00	0	0.00	0	0.00	
	PUJA CORPORATION LIMITED		1	63700	0	0	63700	5.12	63700	0	63700	5.12	0	0.00	0	0.00	0	0.00	
	SINCH INVESTMENTS PRIVATE LIMITED		1	600	0	0	600	0.05	600	0	600	0.05	0	0.00	0	0.00	0	0.00	
	DEEPAK SERVICES PRIVATE LIMITED		1	205330	0	0	205330	16.49	205330	0	205330	16.49	0	0.00	0	0.00	0	0.00	
	WORTHY INVESTMENTS & SERVICES (P) LTD		1	100	0	0	100	0.01	100	0	100	0.01	0	0.00	0	0.00	0	0.00	
	SUDERSHAN SECURITIES LIMITED		1	67400	0	0	67400	5.41	67400	0	67400	5.41	0	0.00	0	0.00	0	0.00	
	RKOK CORP LIMITED		1	45355	0	0	45355	3.64	45355	0	45355	3.64	0	0.00	0	0.00	0	0.00	
	PHELPS CLOTHING PRIVATE LIMITED		1	1000	0	0	1000	0.08	1000	0	1000	0.08	0	0.00	0	0.00	0	0.00	
	RELIANCE SALES PRIVATE LIMITED		1	200	0	0	200	0.02	200	0	200	0.02	0	0.00	0	0.00	0	0.00	
	PUJA STOCK MANAGEMENT LIMITED		1	900	0	0	900	0.07	900	0	900	0.07	0	0.00	0	0.00	0	0.00	
	R.K CHOUDHURY MEDICAL SOCIETY		1	152500	0	0	152500	12.25	152500	0	152500	12.25	0	0.00	0	0.00	0	0.00	
	RKOK CAPITAL MARKET LTD		1	400	0	0	400	0.03	400	0	400	0.03	0	0.00	0	0.00	0	0.00	
	Sub-Total (A)[1]		19	654965	0	0	654965	52.52	654965	0	654965	52.52	0.00	52.52	0.00	0.00	0.00	0.00	
(2)	Foreign																		
(a)	Individuals (Non-Resident Individuals/Foreign																		
	Individuals		0	0	0	0	0	0.00	0	0	0	0.00	0	0.00	0	0.00	0	0.00	
(b)	Government		0	0	0	0	0	0.00	0	0	0	0.00	0	0.00	0	0.00	0	0.00	
(c)	Institutions		0	0	0	0	0	0.00	0	0	0	0.00	0	0.00	0	0.00	0	0.00	
(d)	Foreign Portfolio Investor		0	0	0	0	0	0.00	0	0	0	0.00	0	0.00	0	0.00	0	0.00	
(e)	Any Other		0	0	0	0	0	0.00	0	0	0	0.00	0	0.00	0	0.00	0	0.00	
	Sub-Total (A)[2]		0	0	0	0	0	0.00	0	0	0	0.00	0	0.00	0	0.00	0	0.00	
	Total Shareholding of Promoter and Promoter Group (A)=(A)[1]+(A)[2]		19	654965	0	0	654965	52.52	654965	0	654965	52.52	0	52.52	0.00	0.00	0.00	0.00	



Table III - Statement showing shareholding pattern of the Public shareholder

Category	Category & Name of the Shareholder	PAN	No of Shareholders	No of fully paid up equity shares held	No of Partly paid-up equity shares held	No of Shares Underlying Depository Receipts	Total No of Shares Held (IV+V+VI)	Shareholding as a % of total no of shares (A+B+C2)	Number of Voting Rights held in each class of securities			No of Shares Underlying Outstanding convertible securities (including Warrants)	Shareholding as a % assuming full conversion of convertible Securities (as a percentage of diluted share capital)	Number of Locked in Shares		Number of Shares pledged or otherwise encumbered		Number of equity shares held in dematerialized form	
									No of Voting Rights					Total as a % of	No.	As a % of total	No.		As a % of total Shares
									Class EQUITY	Class Y	Total								
(I)	(II)	(III)	(IV)	(V)	(VI)	(VII)	(VIII)	(IX)	(X)	(XI)	(XII)	(XIII)	(XIV)						
(1)	Institutions																		
(a)	Mutual Funds		0	0	0	0	0	0.00	0	0	0	0.00	0	0.00	0	0.00	NA	NA	0
(b)	Venture Capital Funds		0	0	0	0	0	0.00	0	0	0	0.00	0	0.00	0	0.00	NA	NA	0
(c)	Alternate Investment Funds		0	0	0	0	0	0.00	0	0	0	0.00	0	0.00	0	0.00	NA	NA	0
(d)	Foreign Venture Capital Investors		0	0	0	0	0	0.00	0	0	0	0.00	0	0.00	0	0.00	NA	NA	0
(e)	Foreign Portfolio Investors		0	0	0	0	0	0.00	0	0	0	0.00	0	0.00	0	0.00	NA	NA	0
(f)	Financial Institutions/Banks		0	0	0	0	0	0.00	0	0	0	0.00	0	0.00	0	0.00	NA	NA	0
(g)	Insurance Companies		0	0	0	0	0	0.00	0	0	0	0.00	0	0.00	0	0.00	NA	NA	0
(h)	Provident Funds/Pension Funds		0	0	0	0	0	0.00	0	0	0	0.00	0	0.00	0	0.00	NA	NA	0
(i)	Any Other																		
	Sub Total (B)(1)		0	0	0	0	0	0.00	0	0	0	0.00	0	0.00	0	0.00	NA	NA	0
(2)	Central Government/State Government(s)/President of India		0	0	0	0	0	0.00	0	0	0	0.00	0	0.00	0	0.00	NA	NA	0
	Sub Total (B)(2)		0	0	0	0	0	0.00	0	0	0	0.00	0	0.00	0	0.00	NA	NA	0
(3)	Non-Institutions																		
(a)	i. Individual shareholders holding nominal share capital up to Rs. 2 lakhs		39	443080	35.58	0	443080	35.58	443080	0	443080	35.58	0	35.58		0.00	NA	NA	0
	ii Individual shareholders holding nominal share capital in excess of Rs. 2 Lakhs		0	0	0	0	0	0.00	0	0	0	0.00	0	0.00		0.00	NA	NA	0
	Abdul Sattar		1	33335	2.68	0	33335	2.68	33335	0	33335	2.68	0	2.68		0.00	NA	NA	0
(b)	NBFCs Registered with RBI		0	0	0	0	0	0.00	0	0	0	0.00	0	0.00	0	0.00	NA	NA	0
(c)	Employee Trusts		0	0	0	0	0	0.00	0	0	0	0.00	0	0.00	0	0.00	NA	NA	0
(d)	Overseas Depositories (Holding DRs)(Balancing figure)		0	0	0	0	0	0.00	0	0	0	0.00	0	0.00	0	0.00	NA	NA	0
(e)	Any Other																		
	NON RESIDENT INDIANS					0	0	0.00	0	0	0	0.00	0	0.00	0	0.00	NA	NA	0
	CLEARING MEMBERS					0	0	0.00	0	0	0	0.00	0	0.00	0	0.00	NA	NA	0
	BODIES CORPORATES					0	0	0.00	0	0	0	0.00	0	0.00	0	0.00	NA	NA	0
	Holding 1% and above					0	0	0.00	0	0	0	0.00	0	0.00	0	0.00	NA	NA	0
	Hindusthan Transmission Products Ltd		1	1,05,100	8.44	0	105100	8.44	105100	0	105100	8.44		8.44	0	0.00	NA	NA	0
	Holding less than 1 %		51	8,750	0.7	0	8,750	0.7	8750		0.7	0.70	0	0.70	0	0.00	NA	NA	0
	Sub Total (B)(3)		92	590265	47.40	0	590265	47.40	590265	0	590265	47.40	0	47.40	0	0.00	NA	NA	0
	Total Public Shareholding (B) = (B)(1)+(B)(2)+(B)(3)		92	590265	47.40	0	590265	47.40	590265	0	590265	47.40	0	47.40	0	0.00	NA	NA	0




Table IV - Statement showing shareholding pattern of the Non Promoter - Non Public Shareholder

Category	Category & Name of the Shareholder	PAN	No of Shareholders	No of fully paid up equity shares held	No of Partly paid-up equity shares held	No of Shares Underlying Depository Receipts	Total No of Shares Held (IV+V+VI)	Shareholding as a % of total no of shares (A+B+C2)	Number of Voting Rights held in each class of securities			No of Shares Underlying Outstanding convertible securities (Including Warrants)	Shareholding as a % assuming full conversion of convertible Securities (as a percentage of diluted share capital)	Number of Locked in Shares		Number of Shares pledged or otherwise encumbered		Number of equity shares held in dematerialized form	
									No of Voting Rights					No.	As a % of total Shares	No.	As a % of total		
									Class X	Class Y	Total								Total as a % of
	(I)	(II)	(III)	(IV)	(V)	(VI)	(VII)	(VIII)	(IX)			(X)	(XI)	(XII)		(XIII)	(XIV)		
(1)	Custodian/DR Holder		0	0	0	0	0	0.00	0	0	0	0.00	0	0.00	0	0.00	NA	NA	0
(2)	Employee Benefit Trust (under SEBI(Share based Employee Benefit) Regulations 2014)		0	0	0	0	0	0.00	0	0	0	0.00	0	0.00	0	0.00	NA	NA	0
	Total Non-Promoter-Non Public Shareholding (C) = (C)(1)+(C)(2)		0	0	0	0	0	0.00	0	0	0	0.00	0	0.00	0	0.00			0

For Deep Commercials Limited



NIRMALA CHHAOCHHARIA
(MANAGING DIRECTOR)
DIN NO.: 00027225



Date: 21/10/2019
Place: Kolkata